

Global Engineering Method Monitoring Over IoT by Raspberry Pi

K.Karthik¹, K.Nishakar², B.Ravi chander³

Assistant Professor^{1,3}, Associate Professor²

Department of Electronics and Communication Engineering^{1,2,3}
St. Martin's Engineering College, Hyderabad-500100

Abstract— Objectives: *As the number of top customers on the web has grown exponentially over the last decade, the web is built on existence, and the IoT is the latest and most creative innovation. The Internet of Things (IoT) creates everyday objects structures that allow you to share statistics and everything when you're busy with a particular exercise, from your goods to your mechanical computing devices. This device is purposely minimally extensible and allows the monitoring of various machines. In this challenge, only the sensors were monitored for higher end results and need to be managed wirelessly via the IoT.*

Method / Statistical Analysis: *All sensors linked to Atmega will detect the value under abnormal conditions and display the value on the LCD.*

The value is stored in the cloud. Whenever there is an alternative to the measured parameter, the changed value is updated. This ensures that the gadget is always accurate and the values are updated regularly in the cloud

.Keywords: *Raspberry-Pi, IoT, Atmega.*

1. INTRODUCTION

As the number of web consumers grows rapidly over time, the net is in the phase of existence and IoT is a cutting edge, fast-growing technology. In addition, there are important security requirements, versatility to disappointment, help simplification and redesign. These features basically contribute to the multi-phase nature of the entry skills that need to be executed 1. In the meantime, due to the universality and nature of the device, it is imperative that the asset is well informed as an asset expert and exerts the great pressure as expected. The board is described by a 2-layer SMD (Surface mount gadget) Mainly a card with a certain number of sensors inserted and a Raspberry-pi that acts as

an interface and switches the values monitored using the sensors. Atmega card configuration includes interfacing with a certain number of sensors and modules, and associating with Atmega cards via the Zigbee module. The Zigbee module is linked to Atmega storage to wirelessly interface with Raspberry-pi. The sensor is immediately connected to Atmega and its value is monitored via IoT.

Automation gadgets can use Raspberry Pi cards, woven products, and electromagnetic relays. The manufactured automated machines provide an efficient, comfortable and flexible customer interface for remote control of home electrical appliances². Matching of state control and protection devices to exploit the web use of raspberry pi and objects. This gadget helps domestic real-time for protection monitoring and remote control of home appliances³. Whether you're in an automated home or an intelligent home, you'll be able to transparently operate your device and provide new behavior at home thanks to its voice control features. Can be used as a control mattress for all necessary household equipment. The full performance of home automation gadgets was discussed previously and Wi-Fi conversation between mobile phone and Arduino over Bluetooth was described.

2. PROPOSED WORK

This device is configured with Atmega and uses a good interface sensor that interfaces with a Raspberry pi via zigbee. Module 1 and Module 2 interface with Atmega to display unique sensors such as temperature, soft intensity, water level, voltage and current on the screen. Atmega interfaces with the Raspberry Pi and sensor values are verified via IoT. The suggested mannequins are (Fig. 1): .

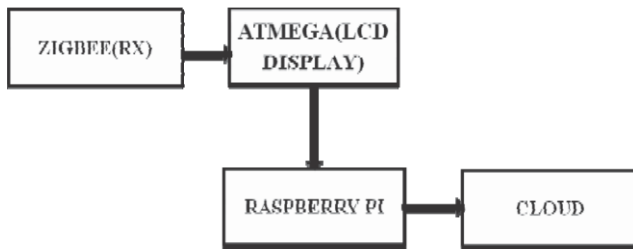


Fig: 1 Master module

Figure 2 shows the interfaces for sensors such as temperature, soft depth and water level sensors. All Atmega related parameters are monitored via IoT through Raspberry Pi.

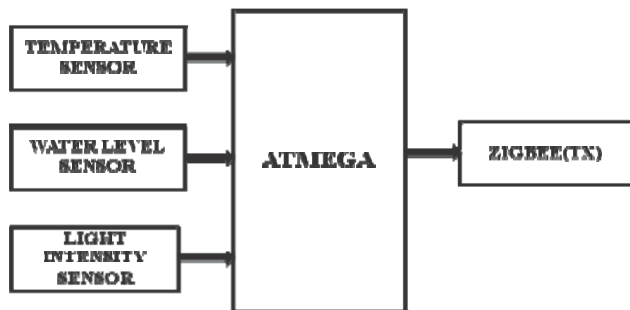


Fig: 2 Module 1

Figure 3 illustrates the interface between sensors such as voltage and modern sensors. All sensors linked to Atmega are monitored using raspberry p via IoT.

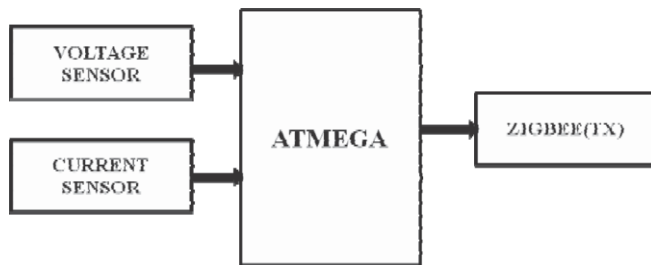


Fig: 3 Module 2

Figure 4 Various sensors interface with the ATMEGA microcontroller to monitor the detected values.

Figure 5 Different across assignments

If the sensor is linked to an ATMEGA microcontroller, the detected value is up to date in the cloud due to the use of raspberrypi over IoT.

In Figure 6, the updated value is checked via the web page.




Fig: 4 Hardware implementation of module-1 and module-2 using Atmega




Fig: 5 Hardware implementation of raspberry pi interfaced with router

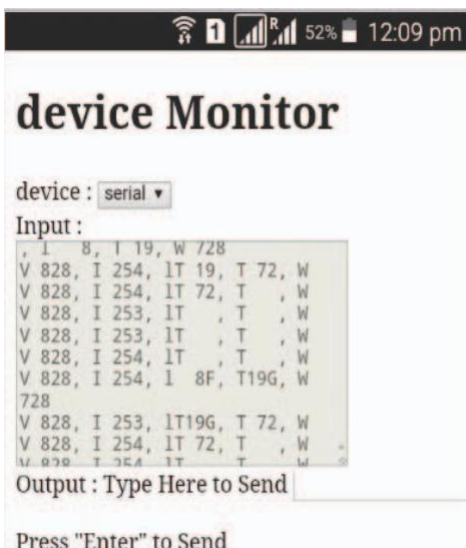
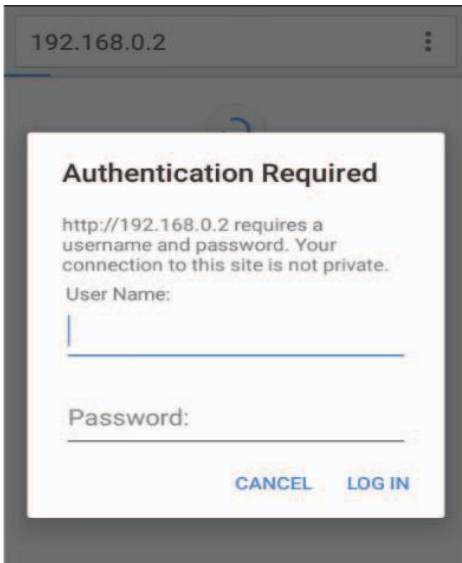


Fig: 6 Authentication requirement of the web page, the monitored and updated values in the cloud.

3. RESULTS

All sensors linked to Atmega detect the value of the exclusive precondition and display the value on the LCD. The value is stored in the cloud. For example, if a temperature sensor is given a temperature, the changed value will be updated. These effects always affect the normal functioning of the machine when the values are updated regularly in the cloud.

5. CONCLUSION

This article describes the development of modern validation gadgets for web technologies. This device is suitable for real-time industrial monitoring. The layout is performed on the Atmega card. The buyer works with the device to send all instructions to the LCD screen from a number of web certified sensors. Definitions have been tested and updated, and device accuracy and operation has been checked once.

REFERENCE

1. V.Sandeep, K.Lalith Gopal, S.Naveen, A.Amudhan, L. S. Kumar "Globally Accessible Machine Automation Using Raspberry Pi Based on Internet of Things" Advances in computing,communications and informatics(ICACCI), 2015 IEEE.
2. Pavithra.D , Ranjith Balakrishnan "IoT based Monitoring and Control System for HomeAutomation" communication technologies(GCCT),2015 IEEE.
3. Syarif Hidayat, Syahrial Farid Firmanda "Scheduler and Voice Recognition on HomeAutomation Control System" Internationalconference on information and communication technology (ICoICT), 2015 IEEE.
4. Md. Nasimuzzaman Chowdhury,Md. Shibleenooman and Srijon Sarkar,"Access Control of door and home security by Raspberry Pi through Internet,"IJSER,vol.4,2013.
5. Wen ciling &Zhao Cheng,"Design MonitorSystem Based on virtual Instrument Technology."Elsevier International Journal of EnergyProcedia,vol 17,2012